




Option A

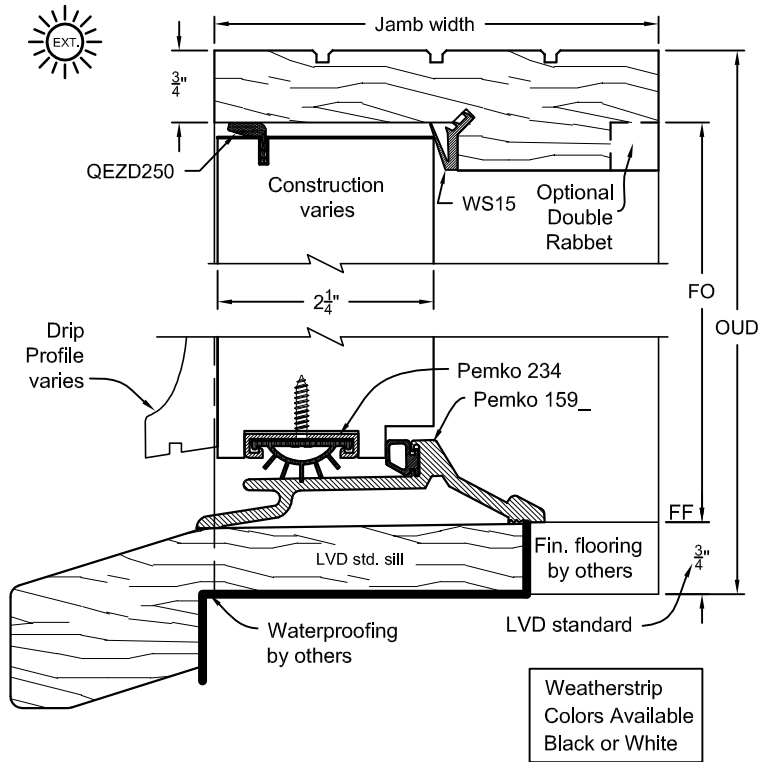


Option B

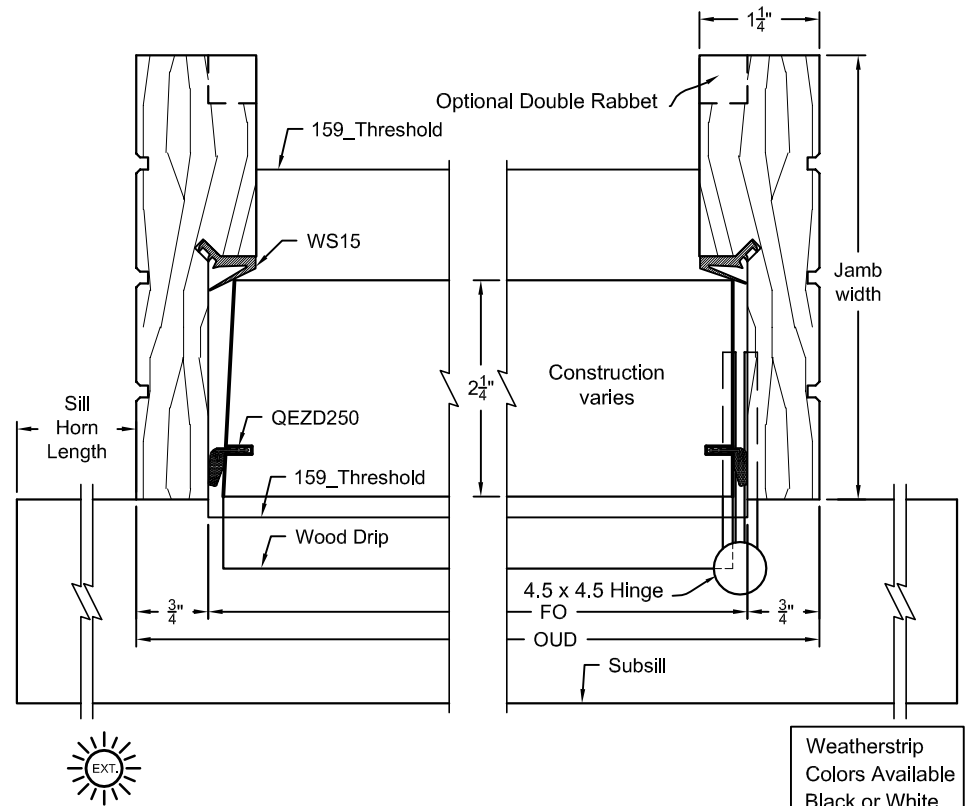


Option C

Drip Options



TYP. HEAD & SILL SECTION 2-1/4" EXT. OUTSWING DOOR
SEE SHEET Ext 5 FOR SIDELITE SECTIONS



TYP. JAMB SECTION 2-1/4" EXT. OUTSWING DOOR
SEE SHEET Ext 5 FOR SIDELITE SECTIONS



LIBERTY VALLEY DOORS
INCORPORATED
P.O. BOX 176, COTATI, CA 94931
TEL. (707) 795-8040
FAX (707) 795-9258



Exterior Door Prehang Details
2 1/4" Exterior Outswing Door

Date: 03/20/13
Revisions
△
△

Scale: Half
Drawn By: *SD*

Ext
Pg 7